



TRUCKGATE

Version 05/2023



GATE PROCESS

at the EUROGATE Container Terminal Bremerhaven / MSC Gate

MOVING THE GLOBAL ECONOMY

Truck handling at the two container terminals in Bremerhaven, EUROGATE Container Terminal and MSC Gate, is based on state-of-the-art systems and is very efficient.

In order to make processing easier for you, you will find below an overview of processing at the gate and all associated processes

Handling times

Operates from Mon. 100 a.m. through to Sat. 200 p.m.



| | |
|---------------------|----|
| Introduction | 2 |
| Preparations | 4 |
| Truck handling map | 6 |
| Check-in | 8 |
| Inbound deliveries | 10 |
| Outbound deliveries | 11 |
| Contact | 12 |



Preparations

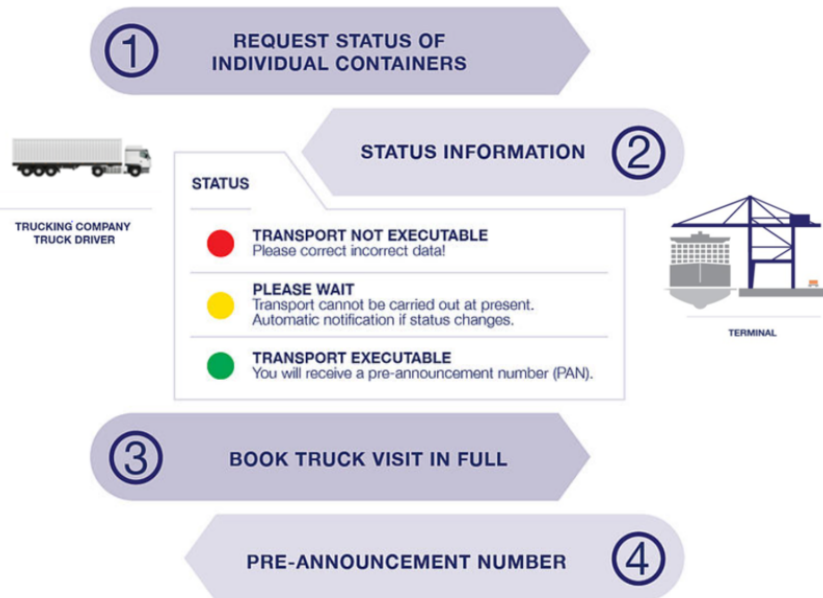
Trucker Card

- As at the terminals in Hamburg and Wilhelmshaven
- Required at the terminals in Bremerhaven at each gate (stage) [less step]
- Cards issued upon request for a fee at the service desk
[card] [amount] [unit]



Pre-Booking [ing] re-announcement

- The AGS TruGate system is to be used for the re-booking [ing] of containers to be delivered [] in order to create a re-announcement
- The re-announcement generated contains all the necessary data and is a reference site for dispatch
- Select the direction of the vehicle, with minimal input for the re-announcement number

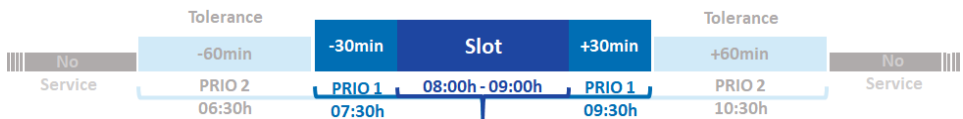


Öanger[us g[[ds d[&uments DAÖR

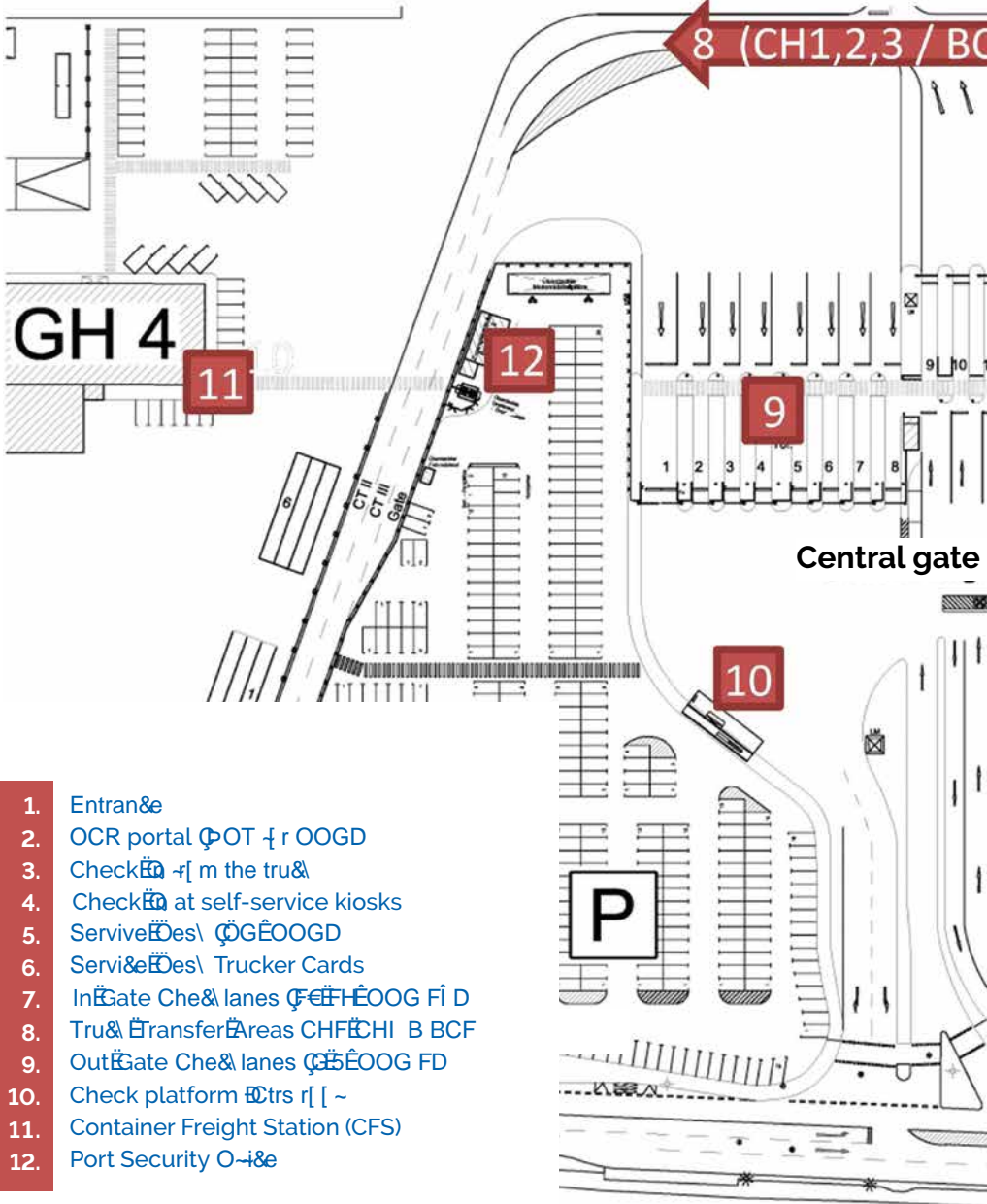
- “ Ö r the deliver` [~danger[us g[[dsÉa&& rding t[Óremen@] [rt regulati[nsÉit is mandat[r` t[&reate a] [rt [rder ÖHTDbe-} re arrival at the terminal
- “ A&& rding t[AÖRÉa trans] [rt d[&umentÉa valid AÖR &erti+&ate and a] r[] riate tru& e` ui] ment are re` uired and must be] resentet {- r trans] [rting danger[us g[[dsÉ

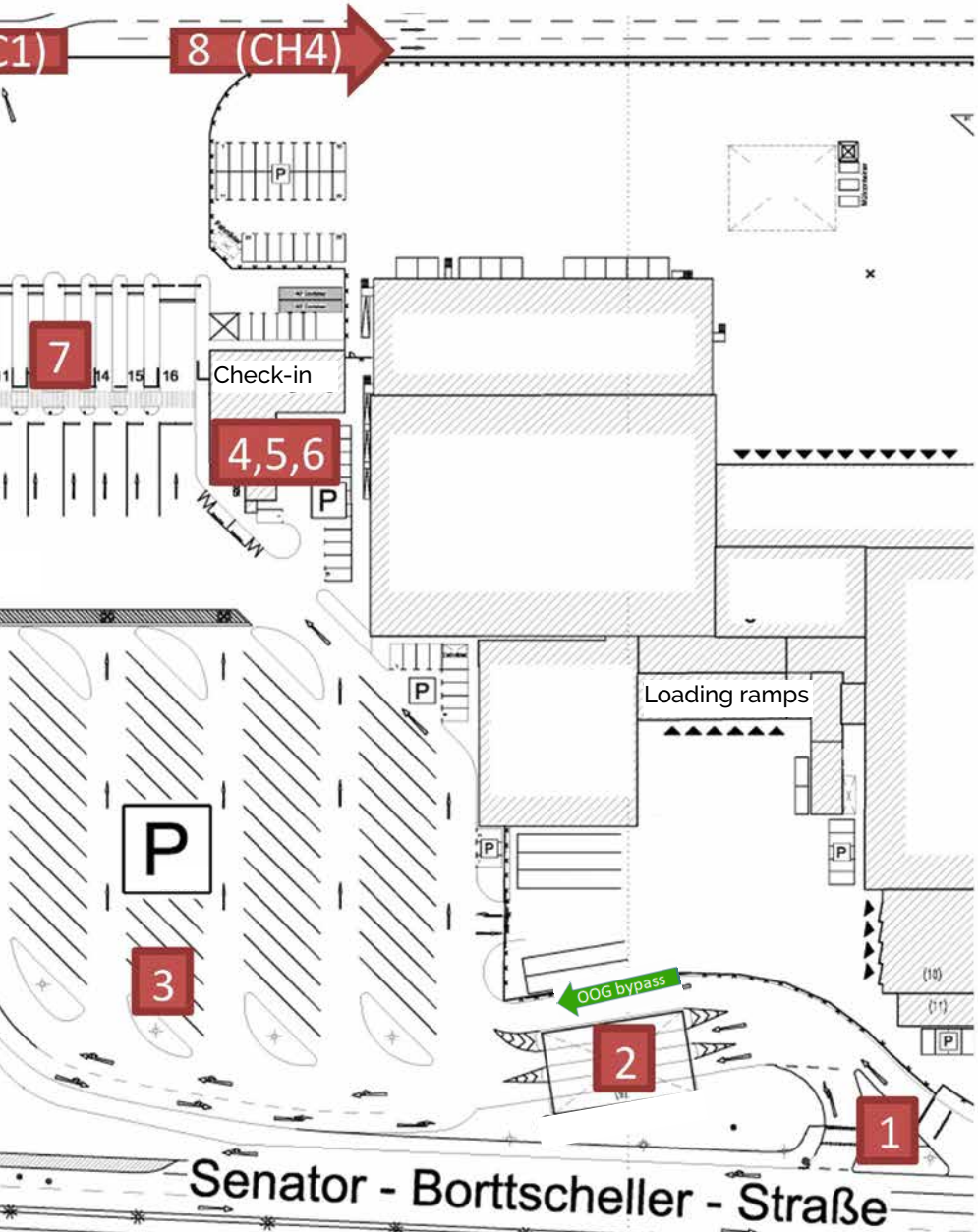
SlotÉ[[\ing

- “ Öa[s` AGäs Tru& Gate s` stem is t[be used t[b[[\ a sl[t {- r a &reated] reÉann[un&ement
- “ Ö rin&] leÉ] reÉann[un&ements are [n[`] r[&essed , ithin the b[[\ ed sl[t [r , ithin the t[leran&es sh[, n bel[,
- “ Sl[ts that have been b[[\ ed but &ann[t be rea&hed due t[dela`s must be reb[[\ ed be-} re the` beginÉs[ts that are n[t re` uired must be &an&elled



Truck handling map





Check-in

F. Öre&ij ns

Via the m[t[r, a^ A27, Exit Î "Bremerhaven/Überseehäfen",
Senator-Borttscheller-Straße 8a, 27568 Bremerhaven

G OCR Gate

This t, [ðane OCR gate &a] tures tru&s and &[ntainers and &[m] are the data
, ith the] re&ann[un&ementÉAll &[ntainer tru&s - r deliveries and] i& ð] s - r -ull
and em] t^ &[ntainers and em] t^ &hassis must] ass thr[ough the OCR gateÉ

Tru&s , ith [verdimensi[nsÉ[versi: ed l[ad (, idth >HÉm andÐr heigth > l Ém) T WST
b^] ass OCRÉGate [ver the right lane



H Üe~ uired pre-booking via TruckÖate

All delivery and delivery processes for full and empty containers must be booked in advance via Truckate. This results in the following advantages

- ~ Öasy check-in directly from the truck without leaving the cabin
- ~ Po waiting times at the service desk
- ~ Direct entry into the in-gate lanes after self-check-in at the truck console

Land-land-traffic \$LVD can currently not be pre-booked and are therefore processed without pre-booking at the service desk.



1. Check-in at self-service kiosks

Kiosks for self check-in are located in the blue container in front of the interchange building. At these kiosks check-in is possible with almost no waiting time. The already booked pre-announcements for full and empty containers can be processed here. Exceptions are pre-announcements with ADÜ and for UUÖ. There is also an option of booking a pre-announcement and a slot on site if necessary.

2. Check-in at the service desk

The check-in of pre-announcements with pick-up of ADÜ and for UUÖ as well as land-land-traffics (SLVD) is only possible at the service desk.

The check-in of conventional trucks for ÖWÜÖATÖ Öcontainer Öreih Ötation ÖÖÜ also takes place at the service desk.

3. Creation of trucker cards

Öreation of trucker cards or activation of trucker cards created by other terminals is possible at the service desk. Öharge Öee to be paid in cash on site. Öo card payments.



Inbound deliveries

1. Central Gate

This is where the boundary of the terminal's high-security area begins. The containers are checked at the central gate by security checkers. The driver registers at a kiosk with his trucker card and confirms that he has switched off the engine and presses the safety button on the kiosk until a checker has completed the container check. Driving into the terminal is only permitted with a valid trucker card and a valid transaction in compliance with the safety regulations.

For the pick-up of dangerous goods containers the truck equipment is checked in advance according to ADR.

2. Transfer area and block stowage

When entering the terminal the driver proceeds to the chassis area as given by the order of the routing ticket and drives backwards into a free lane and unlocks the twistlocks of the relevant container. He then calls at the kiosk with his trucker card and stands in the marked security circle close to his truck and a van carrier can remove or put the container. The driver locks the twistlocks of the put container and drives to the next chassis area or the out-gate.



9. Central Gate / OutGate

V@ã , @ere t@ -ãnal &@& Êã&uããng åanger[u• g[[å• laaelÊã &arrãå [ut à` ÒWÜOGÛ/Ò &@& er•. Ý[u , ål re&eþe ^ [ur re&eã t -{ r t@ & ntaãner• t@t ^ [u @çe åelþereå anå/[r & lle&teå. V@ årþer regãter• at t@ \ã•\ , å@@ tru&er &arãÊ@ & n-ã{ • t@t t@ engãne @• àeen • , å&@å [-Êt@ t , åtl[&• @çe àeen ll [& eå anå @] re••e• t@ •e&urã^ àutt[n [n t@ \ã•\ untã a ÒWÜOGÛ/Ò &@& er @• &{ }] leteå t@ & ntaãner &@&. V@ årþer å • @ , n a lãpeË Æture [-t@ & ntaãner r[[-•[t@t @ &an &@& t@ r[[-&@& at t@ •a{ e tã e. O] enãng & ntaãner• ån t@ gate lane• å n[t all[, eå.

FE C@& galer^

Oà&ã &an àe re{ [çeå -{ { & ntaãnerå r[[-[n t@ galler^ . O] enãng e{] t^ & ntaãner• å] [••åle @reÊaut [] enãng -ull & ntaãner• å al•[n[t] er{ åteå @re.



FF. ÒWÜOGÛ/Ò C[ntaãner Øreã@ Útatã n ÇWÜD

~ Qà[unå anå [utå[unå åelþerã• [-årea\ åull &arg[. ~ Úa& ång/un] a& ång. ~ Š[ååãng all \ ånå• [-g[[å• ånt[& ntaãner• , , , .eur[gate.eu/&•

FG Ú[rt Úe&urã^

Xãã[r• Êaut@ ráã• Êet& re] [rt t[Ú[rt Úe&urã^ àe-} re enterãng t@ ter{ ãnal • åe.



3OHDVH GR QRW KHVLDWDH WR FRQWDFW XV LI \RX KDY
KDQGOLQJ

(852*\$7(&RQWDLQHU 7HUPLQDO %UHPHUKDYHQ *PE+
6HQDWRU %RUWWVFKHOOHU 6WUD%oH
%UHPHUKDYHQ *HUPDQ\

7HO

)D[

(PDLO FWE FWD#HXURJDWH HX

+DQGOLQJ WLPHV

k^âs±âx üsE5 aE05c < sEŠ <E „4σ5c

3UH DQG VORWIERFDNSQJ
ZHE WUXFNJDWH GH

VORW WUXFNJDWH GH

ZZZWUXFNJDWH GH
ZZZ HXURJDWH HX



9LVZZZ HXURJDWH HX FWE WUXFNHJZLQURYLFDHRLRQ WUXFN KDQGO